

Grain Direct Glue

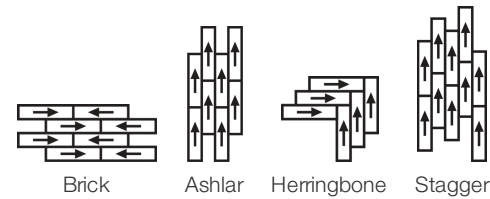
Collection	Grain + Pigment	
Numéro De Style	0502V	
Construction	Carreau De Vinyle De Luxe Commercial Lourd	
classe	Class III, Type B	
Finition	ExoGuard®	
	Impérial	Métrique
Dimensions Nominales	7 in w x 48 in l	18 cm w x 122 cm l
Dimensions Réelles	7.00 in w x 48.00 in l	17.78 cm w x 121.92 cm l
Épaisseur De La Couche d'Usure	20 mil (0.02 in)	0.51 mm
Épaisseur Générale Du Produit	0.098 in	2.5 mm
Profil Du Bord	Bord Carré	
Installation Type	Dry Back	
Installation	Direct Glue	
Adhésif Recommandé	S150-95 Resilient Tile Spray, 4200 Resilient Tile 4 Gallon, 2200 Resilient Tile 4 Gallon or 4151 Multi-Use Premium 4 Gallon	



Emballage

Pièces Par Carton	15 pcs	
Surface Par Carton	34.98 sq ft	3.25 sq m
Poids Par Carton	29.32 lbs	13.3 kg

Méthodes d'Installation Conseillées



Coordination Des Produits

LVT: Grain Floating, Pigment Floating, Pigment Direct Glue

Performance + Tests Et Essai

Poinçonnement Rémanent (Astm F1914)	Passes
Résistance À La Chaleur (Astm F1514)	Passes
Résistance À La Lumière (Astm F1515)	Passes
Résistance Chimique (Astm F925)	Passes
Coefficient De Frottement (Astm D2407, Résistance Au Glissement)	>0.6, meets the recommended static coefficient of friction for ADA walking surfaces and accessible routes

Test Reports may be included or listed by the manufacturing/inventory style number as opposed to the noted selling style number.

Garanties

[Limitée Commerciale De 15 Ans](#)
[Commercial 15 Year Underbed Bond Warranty](#)

Diversity, Equity & Inclusion

We believe all humans are equal. Individually and collectively, we need to proactively create and promote opportunities that give everybody an equal footing in life. We nurture an environment where every voice and perspective can be heard, and proactively promote accessibility and inclusivity inside our network and beyond. One proof point is our ability to meet the criteria of the Social Fairness pillar of the Cradle to Cradle Product Standard. At Shaw Industries, we promote supplier participation that is reflective of Shaw's diverse customer base and local community. More than 42% of our spend***** is with small and diverse businesses. We believe having a strong Supplier Diversity Program is strategic for bringing more innovation to our businesses and opening new markets for growth.

Attributs + Certifications

Health & Wellbeing

Material Ingredient Transparency

Health Product Declaration (HPD) | 1000 ppm Disclosure

Climate Impact

Environmental Product Declaration (EPD)

Certifié Par Une Tierce Partie Conformément Aux Normes ISO 14025, EN 15804 Et ISO 21930:2017

Embodied Carbon (Cradle to Gate)

7.307 Kg Co₂/M²

Total Recycled Content

0% (Pre-Consumer 0% | Post-Consumer 0%)

Global Product Assessment

FloorScore® | Agréé
CE Marking (EN 14041) | Certifié Par Un Tiers
Country of Origin | Imported

Contribution Au Certificat Vert Leed

- « Crédit MR : Divulcation et optimisation des produits de construction
- « Crédit MR : Divulcation et optimisation des produits de construction

Crédit EQ : matériaux faibles émissions

[Installation Guidelines](#)
[Maintenance Guidelines](#)















Health Product Declaration (HPD) | 100 Ppm Disclosure
3rd Party Certified in Accordance with ISO 14025, EN 15804, & ISO 21930:2017
FloorScore Certified

Please visit www.shawcontract.com for the most current warranty information.
Specifications are subject to nominal manufacturing variance. Material supply and/or manufacturing processes may necessitate changes without notice.

This product is an exclusive design and may not be duplicated in any manner. Use of this design in the creation of another product design is also strictly prohibited.
*****Allowable spend is domestic (US) spend in categories in which we have diverse suppliers from which to choose. Compared to non-allowable spend which includes categories in which we do not have domestic, small or diverse suppliers available to meet our needs.

Visit shawcontract.com/testing for more information.

Available Colorways

 <div>Cocoa 64103 LRV 20.3 V2 - Slight Variation</div>	 <div>Glow 64105 LRV 36.8</div>	 <div>Parchment 64111 LRV 43.4 V2 - Slight Variation</div>	 <div>Alabaster 64114 LRV 47.9 V3 - Moderate Variation</div>	 <div>Buff 64140 LRV 30.3 V2 - Slight Variation</div>	 <div>Nutshell 64150 LRV 14.4 V2 - Slight Variation</div>
 <div>Ashen 64155 LRV 27.7 V2 - Slight Variation</div>	 <div>Bare 64200 LRV 43 V2 - Slight Variation</div>	 <div>Honey 64240 LRV 25.6 V2 - Slight Variation</div>	 <div>Fog 64327 LRV 22 V3 - Moderate Variation</div>	 <div>Alloy 64515 LRV 33.2</div>	 <div>Weathered 64518 LRV 31.8 V2 - Slight Variation</div>
 <div>Mercury 64530 LRV 26.9</div>	 <div>Char 64549 LRV 7.4 V2 - Slight Variation</div>	 <div>Cinder 64557 LRV 18</div>	 <div>Earthen 64710 LRV 10.4 V3 - Moderate Variation</div>	 <div>Bark 64720 LRV 14.1 V2 - Slight Variation</div>	 <div>Clove 64740 LRV 8 V2 - Slight Variation</div>
 <div>Chickory 64752 LRV 7.3 V2 - Slight Variation</div>	 <div>Russet 64760 LRV 7.9 V2 - Slight Variation</div>	 <div>Antler 64761 LRV 18.5 V2 - Slight Variation</div>	 <div>Ginger 64820 LRV 16.7 V2 - Slight Variation</div>		

Color and Visual Variation Index

Shade and texture variation is inherent in all resilient products and can vary significantly from piece to piece. Samples should be used to assess color.

